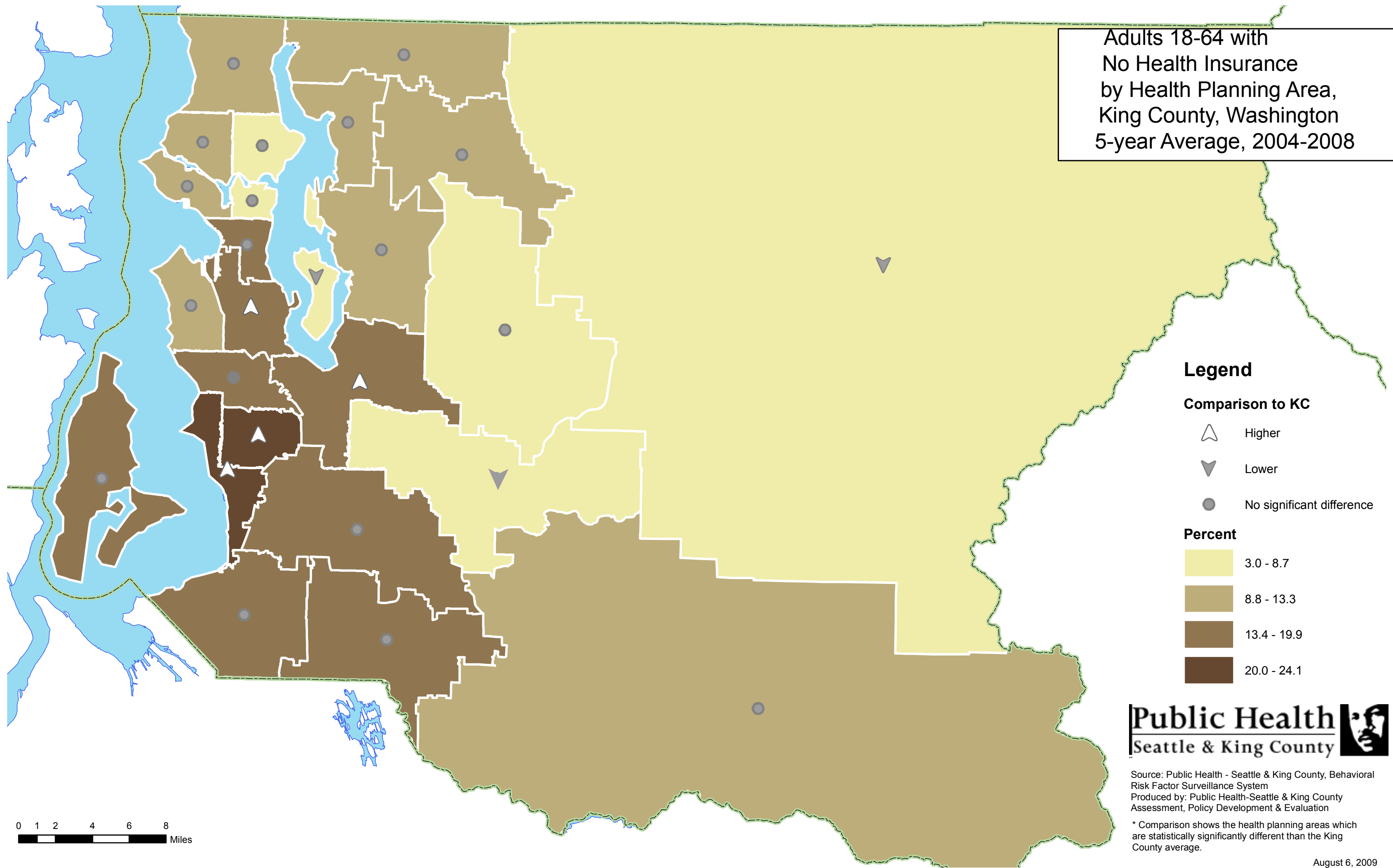





Adults 18-64 with
No Health Insurance
by Health Planning Area,
King County, Washington
5-year Average, 2004-2008







Legend

Comparison to KC

-  Higher
-  Lower
-  No significant difference

Percent

-  3.0 - 8.7
-  8.8 - 13.3
-  13.4 - 19.9
-  20.0 - 24.1



Source: Public Health - Seattle & King County, Behavioral Risk Factor Surveillance System
Produced by: Public Health-Seattle & King County Assessment, Policy Development & Evaluation

* Comparison shows the health planning areas which are statistically significantly different than the King County average.

