



King County Regional Homelessness Authority Update

Presented to King County Committee of the Whole

Dr. Kelly Kinnison, Chief Executive Officer

Xochitl Maykovich, Interim Chief Program Officer

Simon P. Foster, Deputy Chief Executive Officer

Dr. Timothy Thomas, Chief of Research & Data

April 22, 2025

Presentation Overview

- KCRHA Updates
- Federal Funding Impact
- Homelessness Response Program Effectiveness



Executive Leadership



Dr. Kelly Kinnison
Chief Executive Officer



Simon P. Foster
Deputy Chief Executive Officer



Xochitl Maykovich
Interim Chief Program Officer



Irwin Batara
Chief People Officer




James Rouse
Chief Financial Officer



Dr. Timothy Thomas
Chief Research & Data Officer



Lisa Edge
Deputy Chief of External Affairs



Edmund Witter
General Counsel



KCRHA Mission

Administering effective, performance-based homeless services to support a high-functioning homelessness crisis response system to **significantly decrease unsheltered homelessness across King County** using equity and social justice principles.



Crisis Response System

Shelter Services

+

Coordinated Housing Placement



Emergency
Shelters



Day Centers



Transitional
Shelters



Manage
Coordinated
Entry



Provide Rental
Assistance



Current Bed Resource Distribution of the HRS

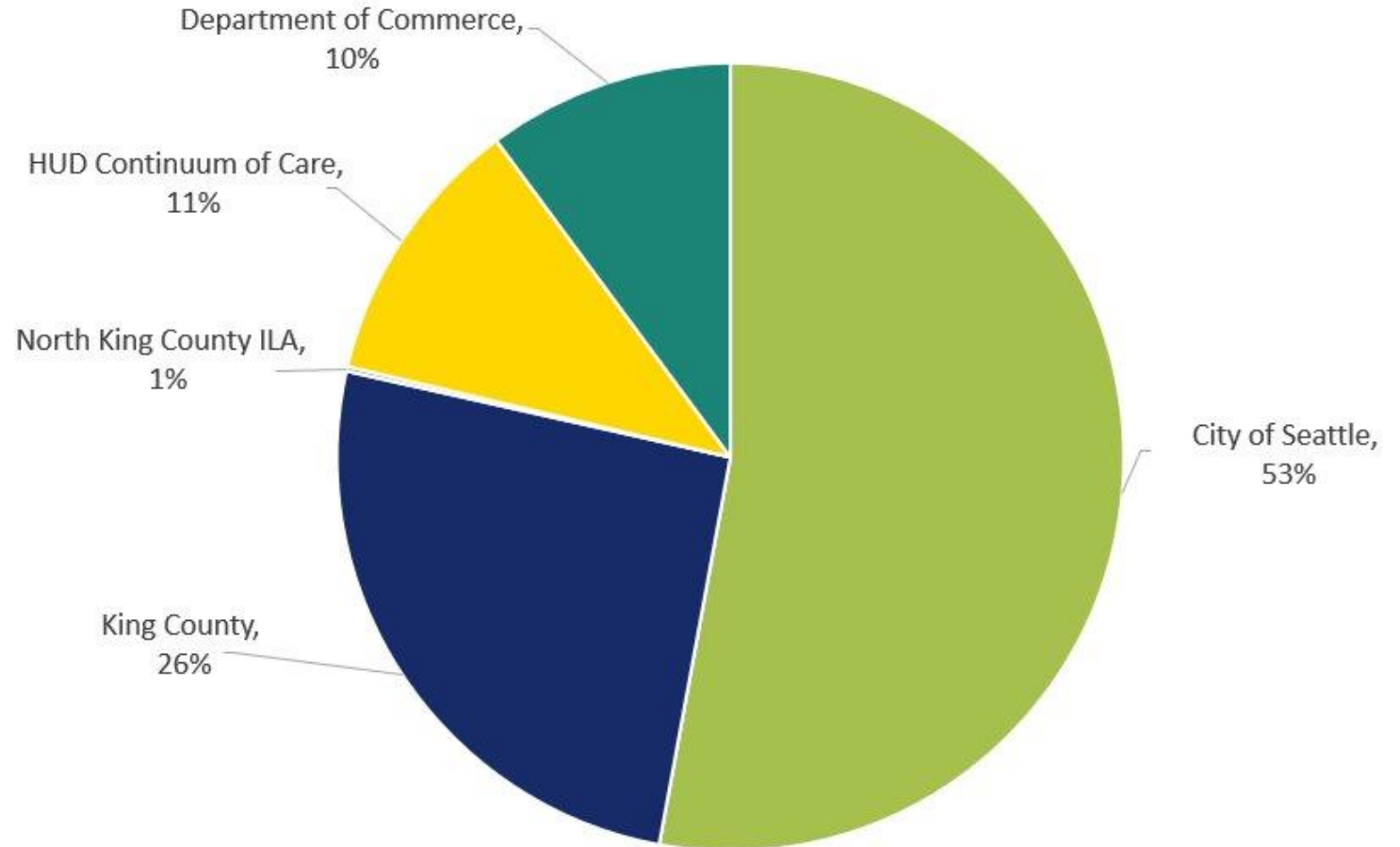
Resource	KCRHA	Total	% KCRHA of System
Emergency Shelter*	4,212	6,214	68%
Transitional Housing	488	1,918	25%
Rapid Re-Housing	1,621	2,696	60%
Permanent Supportive Housing	2,003	8,211	24%



*excluding severe weather

KCRHA 2025 Funding Sources - \$206 million


- Federal Government- U.S. Department of Housing and Urban Development (HUD)
- State of Washington - Department of Commerce
- City of Seattle
- King County
- Cities in King County



Building an Equitable Homelessness Response System



Grants Management



Data Dashboards



Training and Program
Guides



Meaningful Community
Engagement

Using data informed decisions and mutual accountability



KCRHA Organizational Goals



On-Time
Payments



Additional
Sources of \$\$



Regional Buy-In



Exceptional
Workplace



Trusted Partner



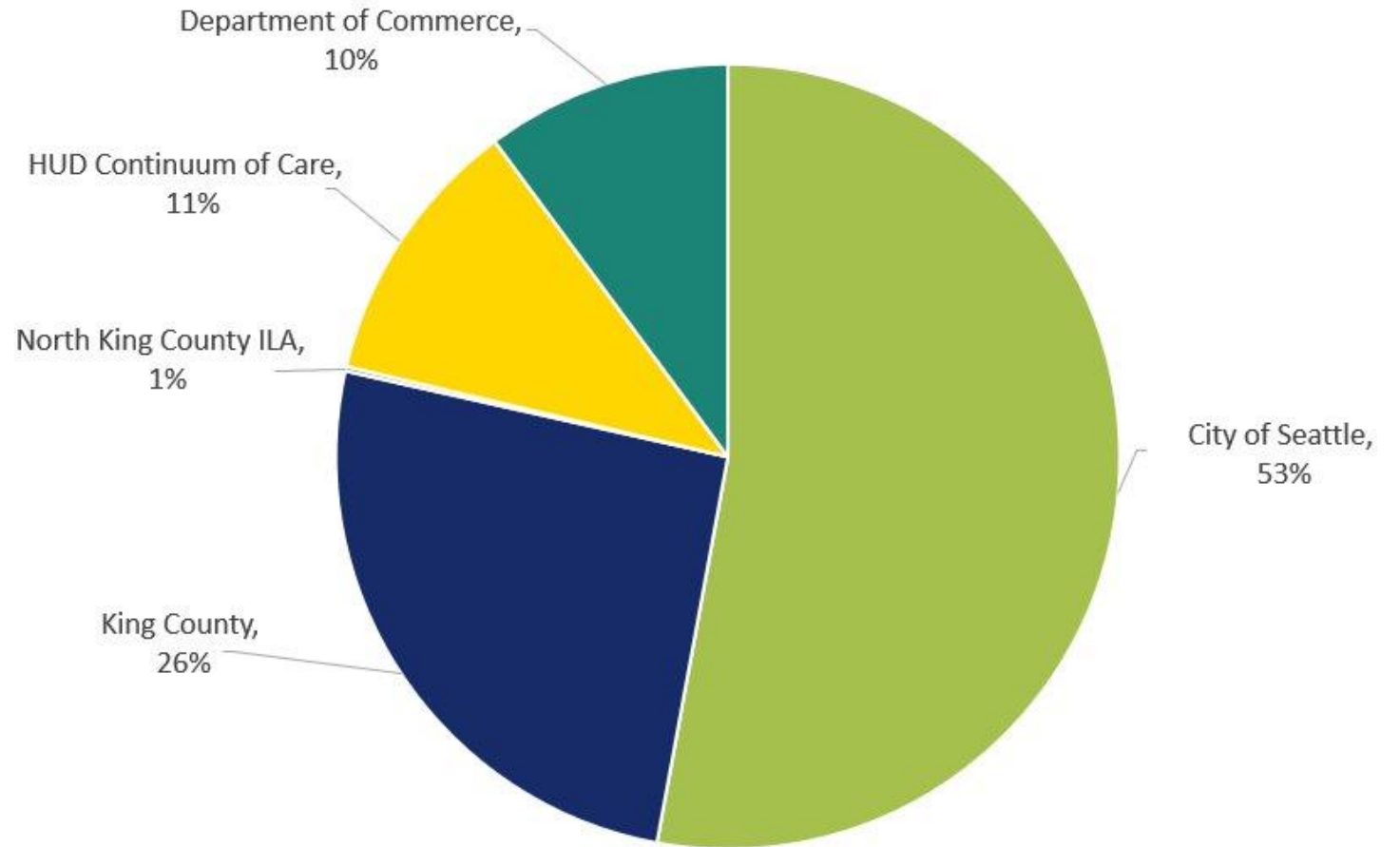


KCRHA
King County Regional Homelessness Authority

Federal Funding Impacts

KCRHA 2025 Budget Breakdown

- HUD CoC program is **3rd largest**
- Funding source
 - KCRHA received **\$23 million** from HUD.
- Funds **critical** programs:
 - Permanent Supportive Housing
 - Rapid Re-housing
 - Transitional Housing
 - Youth Demonstration Projects
- Withholding these funds **threatens** our region's homelessness response system.



Impacts & Actions

• Estimated Impacted Individuals

- KCRHA serves across the CoC continuum **3,510**
- households and **4,490** individuals
 - Includes 2,300 households and 2,523 individuals in King County's CoC program.
- Anticipated impacts:
 - **2,174** individuals in private market units could be at risk of incurring late fees by their landlord, loss of subsidy, and/or eviction.
 - **2,316** individuals in transitional housing, youth, or safe-haven
 - programs risk exiting into homelessness.
 - **241** employees at affected KCRHA funded programs are at risk of furlough.
 - Overall system stagnancy and **fewer** enrollments into services.

KCRHA Actions

- Maximize federal funding through weekly drawdown of funds for expended costs.
- Collaborate with King County and service providers to maximize the use of existing funding effectively.
- Close coordination with our local HUD office and will continue to meet with them bi-monthly.





KCRHA
King County Regional Homelessness Authority

Homeless Response Overview and Effectiveness by Program Types

2024 Point-in-Time and Housing Inventory Count



Unsheltered Homelessness

26%

Increase in total number of people experiencing homelessness *since 2022*

Homelessness by Sheltered Status (in 2024)

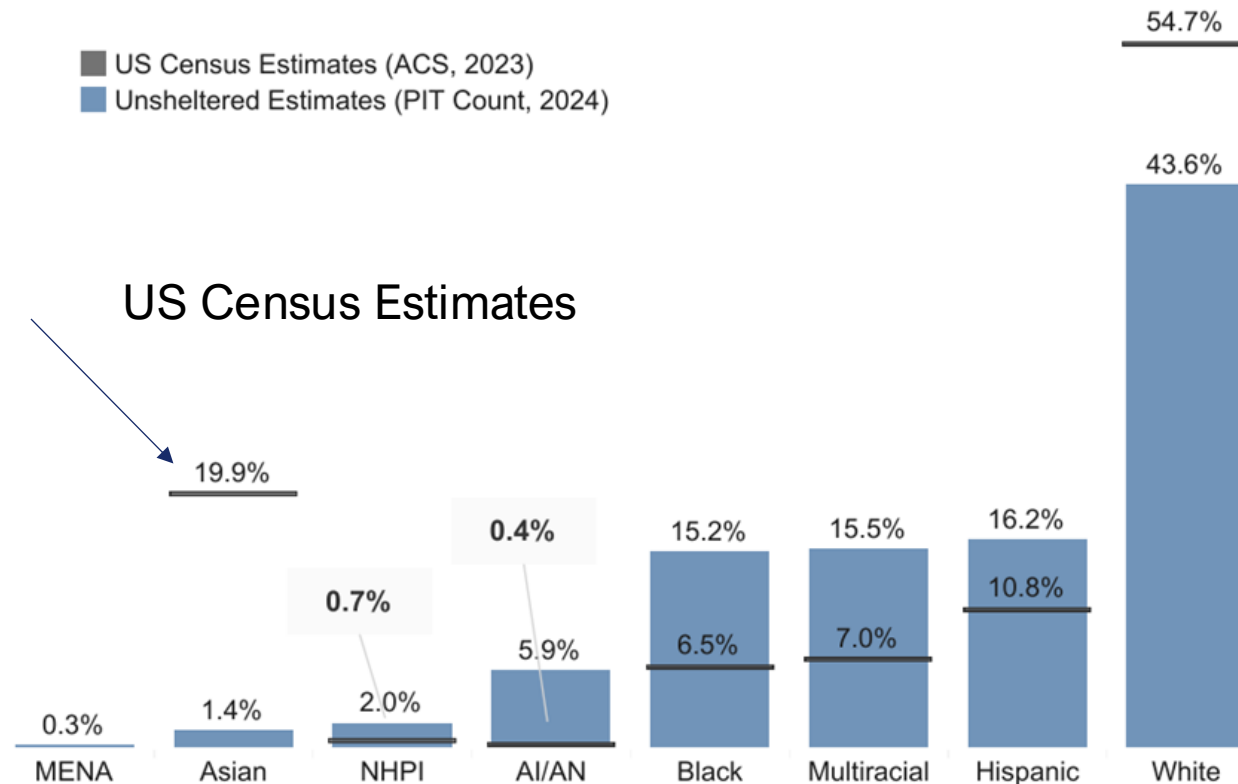
Unsheltered | **58%**
(*n* = 9,692)

Sheltered | **42%**
(*n* = 7,058)



¹ Estimates derived from 2024 Unsheltered PIT data.

Unsheltered Racial and Ethnic Disparities



- Racial and ethnic disparities most profound for *American Indian/ Alaskan Native or Indigenous (AI/AN)*, *Native Hawaiian or Pacific Islander (NHPI)*, *Black, African American, or African (Black)*, and *Multiracial (Two or More Race/Ethnicity)*.
- Both *Asian or Asian American (Asian)* and *White* people were generally underrepresented.
- *Middle Eastern or North African (MENA)* people were least represented overall, but this is a new category in 2024



* Estimates derived from 2024 Unsheltered PIT data.

Unsheltered and Sheltered Key Findings

Available shelter beds by King County subregion

Subregion	Shelter Beds Available	Sheltered People	Unsheltered People	Total People	People per Bed
North King County	198	170	1730	1900	9.6
South East King County	89	48	155	203	2.3
South King County	1632	1123	2059	3182	1.9
Seattle Metro	5003	4855	4585	9440	1.9
East King County	1018	796	1114	1910	1.9
Snoqualmie Valley	78	66	49	115	1.5
Total	8018	7058	9692	16750	2.1



Unsheltered and Sheltered Key Findings

Available shelter beds by household composition and bed designation

Household Composition	Programs	Beds	Units	Individuals	Households	Bed Use	Unit Use
Households with Children	65	3,539	1,030	4,085	1,198	115%	116%
Youth and Young Adult Households	36	633	567	751	710	119%	125%
Households over 55 y/o	15	441	437	461	459	105%	105%
Single Adults (18 – 54 y/o)	61	2,457	2,450	2,272	2,265	92%	92%



Health and Well-Being Key Findings

51%

Reported experiencing a significant disability

47%

Reported a Substance Use Disorder (SUD)

34%

Reported suffering from a Serious Mental Illness (SMI)

17%

Cited Domestic Violence (DV) as causing homelessness



Update on Program Performance



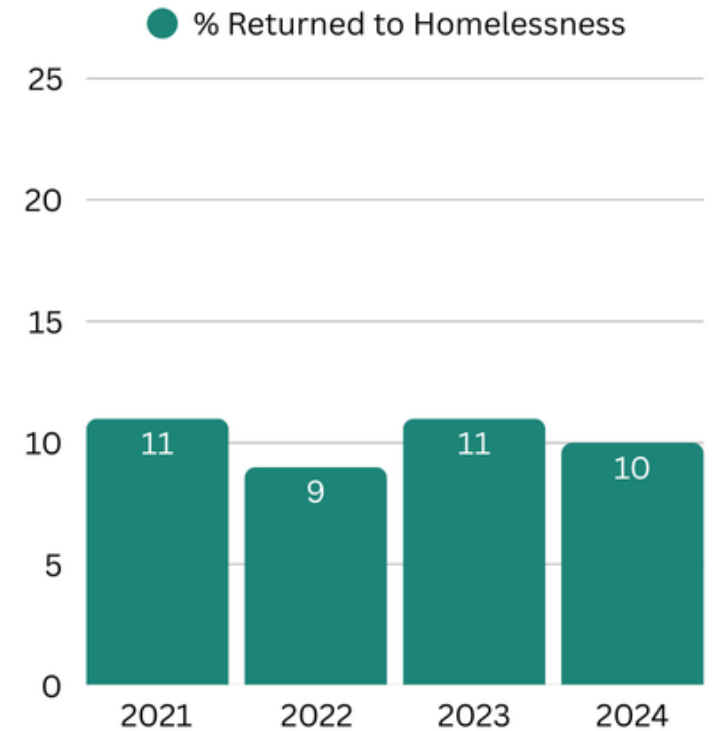
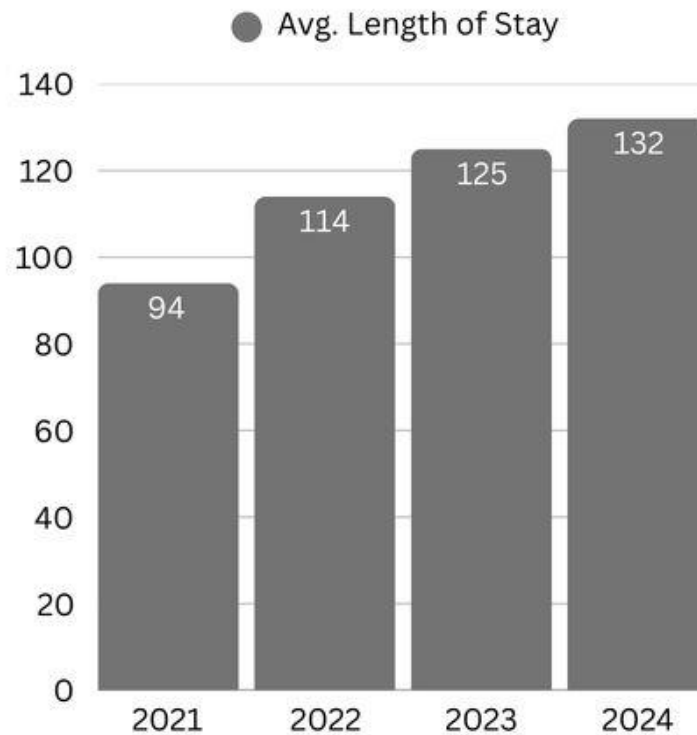
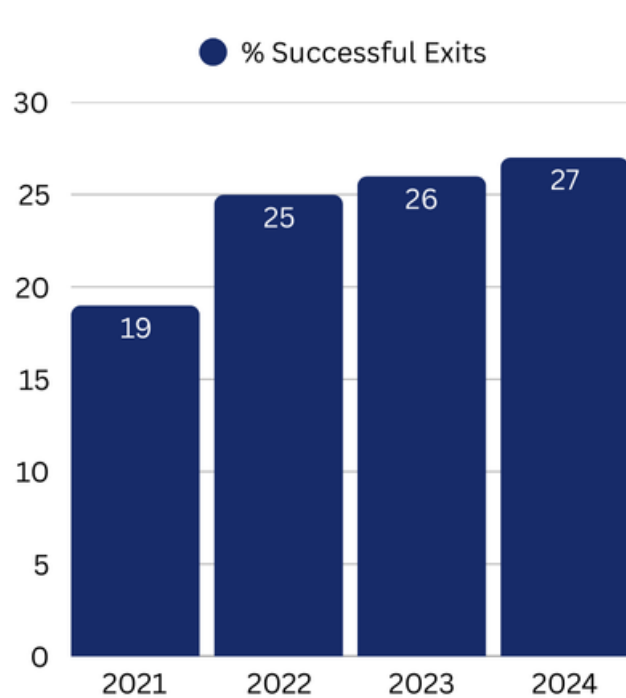
Current Bed Resource Distribution

Resource	KCRHA	Total	% KCRHA of System
Emergency Shelter*	4,212	6,214	68%
Transitional Housing	488	1,918	25%
Rapid Re-Housing	1,621	2,696	60%
Permanent Supportive Housing	2,003	8,211	24%



*excluding severe weather

Shelter Program Performance Overall



Emergency Shelter

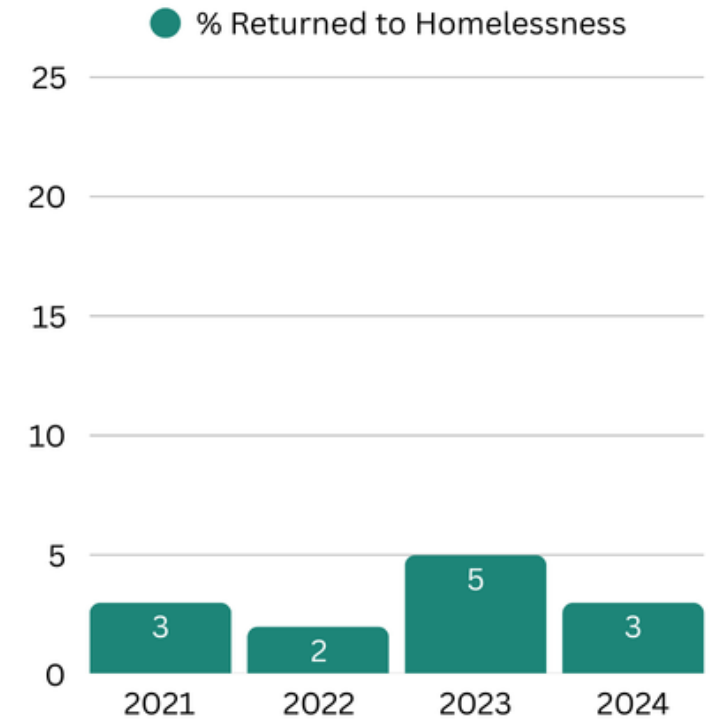
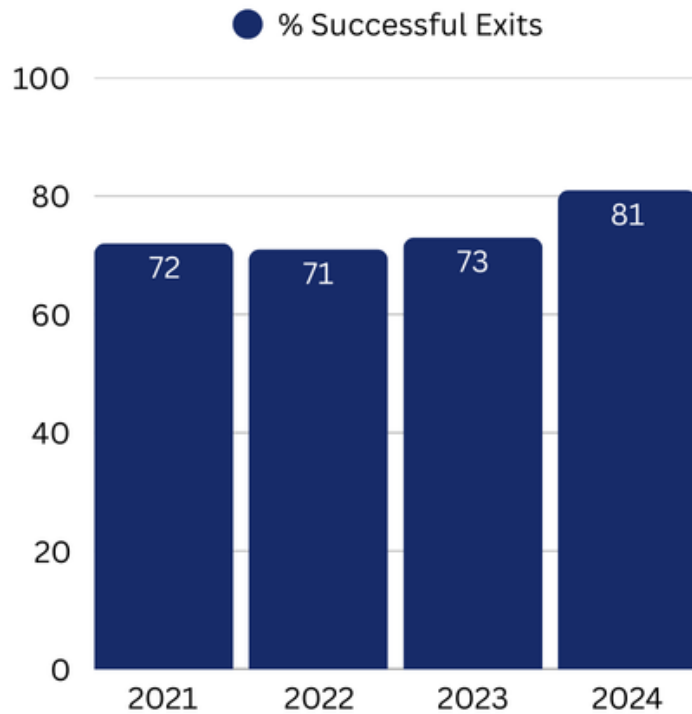
Emergency Shelters are places where the primary purpose is to provide a temporary shelter for people experiencing homelessness. This includes all shelter types.

Year	Units	Q3 Actuals	Households Served Q3	Total Exits	Exits to PH	Percent Exits to PH
2023	2,896	\$64.2 M	7,495	5,437	1,269	23%
2024	2,989	\$64.4 M	7,791	5,181	1,358	26%

- 3% increase in exit rate to permanent
- Will investigate more deeply as we look to system planning throughout 2025



Rapid Re-Housing Program Performance Overall



Rapid Re-Housing

Rapid Re-Housing offers rapid paths to housing by providing short-term rental assistance and supportive services tailored to the household's needs

Year	Q3 Actuals	Households Served Q3	Total Exits	Exits to PH	Percent Exits to PH
2023	\$15.6 M	1,645	791	559	71%
2024	\$13.1 M	1,350	603	473	78%

- 7% increase in exit rate to permanent housing
- KCRHA increased length of time clients are eligible for short-term subsidies and case management





KCRHA
King County Regional Homelessness Authority

Q&A



Thank you.

Stay up to date by following us on social media and subscribing to our emails.

Scan this QR code to sign up for KCRHA emails →



@KingCoRHA



@KCRHA

