



KING COUNTY

1200 King County Courthouse
516 Third Avenue
Seattle, WA 98104

Signature Report

May 16, 2000

Motion 10934

Proposed No. 2000-0263.1

Sponsors Nickels

1 A MOTION authorizing the county executive to enter into
2 an interlocal agreement with the Muckleshoot Indian Tribe
3 relating to enhanced law enforcement services.
4
5

6 WHEREAS, the Muckleshoot Indian Tribe desires to provide enhanced law
7 enforcement services for its residents, and

8 WHEREAS, the county has the resources to provide such enhanced law
9 enforcement services;

10 NOW, THEREFORE, BE IT MOVED by the Council of King County:

11 The county executive is authorized to execute an interlocal agreement,
12 substantially in the form attached, with the Muckleshoot Indian Tribe to provide

13 enhanced law enforcement services.

14

15

Motion 10934 was introduced on 4/17/00 and passed by the Metropolitan King County Council on 5/15/00, by the following vote:

Yes: 13 - Mr. von Reichbauer, Ms. Miller, Ms. Fimia, Mr. Phillips, Mr. Pelz, Mr. McKenna, Ms. Sullivan, Mr. Nickels, Mr. Pullen, Mr. Gossett, Ms. Hague, Mr. Vance and Mr. Irons

No: 0


Excused: 0

KING COUNTY COUNCIL
KING COUNTY, WASHINGTON



Pete von Reichbauer, Chair

ATTEST:



Anne Noris, Clerk of the Council

Attachments A. Agreement between King County and the Muckleshoot Indian Tribe Relating to Law Enforcement Services

AGREEMENT BETWEEN
KING COUNTY AND THE MUCKLESHOOT INDIAN TRIBE
RELATING TO LAW ENFORCEMENT SERVICES

10934

This is an Agreement between King County, a home rule charter county and a political subdivision of the State of Washington, hereinafter referred to as the "County," and the Muckleshoot Indian Tribe, a federally-recognized Indian tribe, hereinafter referred to as the "Tribe."

WHEREAS, the Tribe has criminal jurisdiction over Indian persons who commit crimes within the boundaries of its Reservation and desires to provide law enforcement services on all lands in the unincorporated areas of King County within the Reservation boundaries in addition to those base level services currently provided by King County; and

WHEREAS, the Tribe desires to contract with King County for enhanced law enforcement services on all lands in unincorporated King County within the Reservation and has authority pursuant to its Constitution to contract with King County for such services; and

WHEREAS, the County routinely provides law enforcement services to citizens of unincorporated King County and by contract to certain cities of King County; and

WHEREAS, the County is able to provide enhanced law enforcement services, through the King County Sheriff's Office, in unincorporated King County within the Reservation for the Tribe and has authority pursuant to RCW 30.34 to contract with the Tribe to provide such services;

NOW, THEREFORE, the Tribe and the County hereby agree:

1. Law Enforcement Services

1.1 Base Level Services. King County Sheriff's Office is obligated to provide basic law enforcement services to the unincorporated area of the County, including the unincorporated area of the Reservation. The base level of law enforcement services ("Base Level Services") provided to the Tribe are as follows: law enforcement and other related services provided by personnel assigned to the King County Southeast Police Precinct (Pct 3) primarily for the benefit of the unincorporated area within the southeast precinct boundaries. Base Level Services include, but are not limited to:

Communication Services, E-911. Communications service, including all call receiving, dispatching, and report taking; and

Dispatched Calls for Service. A basic police response to answer 911 calls for service and to enforce State and County laws and ordinances; and

Support Services. Support services generally include, but are not limited to, crime investigation and analysis, drug enforcement, major accident response and reconstruction, and vice control; and

Special Services. Special Operation services such as canine patrol, hostage negotiations, tactical unit, air support, bomb disposal, and traffic enforcement.

1.2 Enhanced Law Enforcement Services. In addition to providing Base Level Services, as provided in Section 1.1 above, pursuant to the terms of this Agreement the County will provide the following enhanced law enforcement services ("Enhanced Services") to the Tribe:

1.2.1 Police Officers. The County will provide dedicated officer(s) to patrol the unincorporated areas of the reservation. Officer(s) will work a patrol schedule determined by the Tribal Council in accordance with the King County Police Officers Guild Agreement. The purpose of this position will be to provide a district car during traditionally busy hours.

Duties of the dedicated Officer(s) will include but are not limited to: general law enforcement services/enhanced 911 response; providing crime prevention analysis and training to the tribal community, which may include block watch or community action programs; problem solving crime and disorder problems within the tribal community; interact with and mentor tribal youth; provide special emphasis to community concerns; and build partnerships with community members to prevent crime. The Tribe will provide office space for such officer(s) and a desk, desktop computer, general office supplies, and a telephone and telephone service.

The provision of Enhanced Services does not serve or act to reduce Base Level Services provided on the Muckleshoot Indian Reservation.

1.3 Prosecution of Criminal Cases. All criminal cases involving Indian persons will be referred to the appropriate state or county prosecutor's office for prosecution. As used herein, "Indian person" means any person enrolled in a federally-recognized Indian tribe. All declinations of prosecutions of Indian persons originating on the Reservation shall be referred to the Muckleshoot Tribal Court within thirty (30) days of the decision to decline and within two hundred seventy (270) days of the incident. In all cases forwarded to the Muckleshoot Tribal Court, the investigating officer shall be available to testify in Tribal Court.

2. Compensation.

2.1 Enhanced Service Costs. Enhanced Service costs for 2000 are contained in Exhibit B, which is incorporated herein by reference.

2.1.1. Enhanced Service costs shall include salary, benefits and special pays, if any, for personnel providing the Service, along with any associated clothing allowance, quartermaster, overtime, supplies, services, telephone, motor pool, systems services, insurance, equipment and associated administrative costs.

2.1.2 Enhanced Service costs shall reflect the deduction of revenue credits, as outlined in Exhibit A.

2.2 Development of Unit Costs. The County shall develop unit costs for Enhanced Services based on service costs developed in accordance with Section 2.1. Unit costs and formulas are listed in Exhibit A.

2.3 Tribe's 2000 Estimated Contract Amount. Enhanced Service costs and unit costs shall be the basis for calculating the Tribe's estimated contract amount, which will not be exceeded. Beginning on January 1, 2000, the Tribe shall be charged for Enhanced Services on the basis

of FTEs (full-time equivalents). The estimated contract amount for 2000 is \$156,046 as shown in Exhibit B.

2.4 Limit on Annual Growth. The annual growth in unit costs shall not exceed 90% of the growth in the previous July to June Urban Wage and Clerical Workers Index for greater Seattle. Provided, however, any costs related to existing contractual obligations or labor contracts currently in negotiations, binding arbitration requirements, federal or state court mandates, federal or state law requirements, recommendations of the oversight committee which have a fiscal impact and are approved by the County or any other costs determined by the full oversight committee to be beyond the County's control, shall not be subject to this provision.

2.5 Billing. The estimated contract amount shall be billed monthly in 12 (twelve) equal amounts. Payments shall be due within 30 (thirty) days after receipt of invoices from the County.

3. **Decisions and Policy-Making Authorities.**

The County will provide the Tribal Council an opportunity to interview candidates for the positions, provided for in Section 1.2 of this Agreement, and make hiring recommendations to the County. Prior to assignment, the Tribal Council and the Sheriff or his/her designee will meet to establish a service schedule, discuss community needs, and prioritize duties. The Sheriff or his/her designee will confer bi-annually with the Tribal Council to evaluate the Enhanced Services provided under this Agreement and discuss potential changes in assignments and duties. Nothing in this Agreement shall prevent individuals from seeking promotional opportunities or receiving a promotion.

4. **Special Provisions.**

During the term of this Agreement, the County will encourage the stabilization of County law enforcement personnel assigned to patrol the Reservation.

5. **Reporting.**

5.1 Reporting Districts. Reporting districts coterminous with the Reservation boundaries will be maintained to enable accurate data collection on law enforcement services provided and criminal activity.

5.2 Notification of Criminal Activity. The police manager, if designated, or the precinct commander or his/her designee will notify the General Manager of the Tribe by telephone in the event of a significant criminal occurrence within the unincorporated area of King County within the Reservation.

5.3 Criminal Reports. Criminal reports generated by King County as a result of activities on lands within unincorporated King County within the Reservation are subject to state public disclosure and Privacy Act laws.

5.4 Quarterly Reports. The County will provide written quarterly reports on criminal activity and law enforcement responses within unincorporated King County within the Reservation.

6. **Personnel and Equipment.**

The County is acting hereunder as an independent contractor so that:

6.1 Control of Personnel. Control of personnel, standards of performance, discipline and all other aspects of performance shall be governed by and shall remain under the County.

6.2 Status of Employees. All persons rendering Enhanced Services under this Agreement shall be for all purposes employees of the County.

6.3 Liabilities. All liabilities for salaries, wages, any other compensation, injury, sickness or liability to the public for negligent acts or omissions arising from performance of the Enhanced Services provided by the County under this Agreement shall be liabilities solely of the County.

7. **Term**

7.1 Duration. This Agreement is effective upon execution by both parties, except that services and associated financial obligations shall commence on or about January 1, 2000. The contract period shall continue through December 31, 2000. Thereafter, this agreement shall renew automatically from year to year unless either party initiates the termination process outlined herein.

7.2 Termination. Either party may terminate this Agreement by providing ninety (90) days' advance written notice to the other party.

8. **Indemnification**

8.1 Tribe Held Harmless. The County shall indemnify and hold harmless the Tribe and its officers, agents, and employees from any and all claims, actions, suits, liability, loss, costs, expenses, and damages of any nature whatsoever, by any reason of or arising out of any negligent act or omission of the County, its officers, agents, and employees relating to or arising out of performing Enhanced Services pursuant to this Agreement. In the event that any such suit based upon such a claim, action, loss, or damages is brought against the Tribe, the County shall defend the same at its sole cost and expense; provided that the Tribe reserves the right to participate in said suit if any principle of governmental, public law, Tribal law, or Indian law is involved; and if final judgment in said suit be rendered against the Tribe, and/or its officers, agents, and employees, or jointly against the Tribe and the County and their respective officers, agents, and employees, or any of them, the County shall satisfy the same.

8.2 County Held Harmless. The Tribe shall indemnify and hold harmless the County and its officers, agents, and employees from any and all claims, actions, suits, liability, loss, costs, expenses, and damages of any nature whatsoever, by any reason of or arising out of any negligent act or omission of the Tribe, its officers, agents, and employees, or any of them relating to or arising out of activities authorized pursuant to this Agreement. In the event that any suit based upon such a claim, action, loss, or damages is brought against the County, the Tribe shall defend the same at its sole cost and expense; provided that the County reserves the right to participate in said suit if any principle of governmental or public law is involved; and if final judgment be rendered against the County, and/or its officers, agents, and employees, or jointly against the County and the Tribe and their respective officers, agents, and employees, the Tribe shall satisfy the same, to the extent of its general liability coverage required under this Agreement.

8.3 Limited Waiver of Immunity. The parties enter into a limited mutual waiver of their respective sovereign immunities for the sole and limited purpose of enforcing the mutual indemnities in Section 8 of this Agreement, and for no other purpose. Neither party hereto waives its sovereign immunity for any other purpose or with respect to or for the benefit of any other entity, person or government. Provided, that the Tribe's limited waiver of sovereign immunity set out in this paragraph is further limited to injunctive and declaratory relief related to the mutual indemnifications set out in this Section and to the recovery of damages to the extent covered by insurance. For this purpose, the Tribe shall maintain general liability insurance in the amount of two million dollars (\$2,000,000).

8.4 Waiver Under Washington Industrial Insurance Act. The foregoing indemnity is specifically intended to constitute a waiver of each party's immunity under Washington's Industrial Insurance Act, RCW Title 51, as respects the other party only, and only to the extent necessary to provide the indemnified party with a full and complete indemnity of claims made by the indemnitor's employees. The parties acknowledge that these provisions were specifically negotiated and agreed upon by them.

9. Miscellaneous

9.1 Audits and Inspections. The records and documents with respect to all Enhanced Services provided under this Agreement shall be subject to inspection, review or audit by the County or Tribe during the term of this Agreement and three (3) years after its termination.

9.2 Amendments. This Agreement may be amended at any time by mutual written agreement of the parties.

9.3 Dispute Resolution. Any dispute concerning the implementation of this Agreement shall be first directed to the Tribe's General Manager and the police manager, if designated, or the precinct commander, or his/her designee. If the dispute is not resolved between General Manager and the police manager or precinct commander, or his/her designee, it shall then be referred to the Tribal Council and Sheriff, who shall meet to resolve such dispute. Disputes relating to the implementation of this Agreement may not be resolved in any Court or by Administrative procedure. Termination shall be the sole remedy. Provided, that disputes involving the failure of the Tribe to provide compensation for services rendered or disputes involving the failure of the County to provide services for which payment has been made may be resolved in a court of competent jurisdiction. In such action the remedy shall be limited to the recovery of money owed.

9.5 Entire Agreement/Waiver of Default. The parties agree that this Agreement is the complete expression of the terms hereto and any oral or written representations or understandings not incorporated herein are excluded. Both parties recognize that time is of the essence in the performance of the provisions of this Agreement. Waiver of any default shall not be deemed to be a waiver of any subsequent default. Waiver or breach of any provision of this Agreement shall not be deemed to be waiver of any other or subsequent breach and shall not be construed to be a modification of the terms of this Agreement.


109344

IN WITNESS WHEREOF, the parties execute this Agreement.

KING COUNTY

MUCKLESHOOT INDIAN TRIBE

King County Executive, Ron Sims




Tribal Council Chairman, John Daniels, Jr.

Date


Date

Approved as to form:

Approved as to form:



Deputy Prosecuting Attorney
For Norm Maleng
King County Prosecuting Attorney



Tribal Attorney
Muckleshoot Indian Tribe

March 8, 2000
Date

MARCH 3, 2000
Date

ORIGINAL

10934

1998 DCFS	Total DCFS	% Predict	% Predict Flex	% Total
Predict Two (Patrol Districts)	46,930	100.00%	100.00%	34.75%
Canation (R18)	398	0.85%	1.90%	0.29%
Kemore (E1-E5 was B1-B2)	3,767	8.03%	17.97%	2.79%
North Bend (D1)	1,720	3.67%	0.00%	1.27%
Sammamish (O1-O4 was C1-C5)	4,045	8.62%	19.29%	2.99%
Shoreline (A1-A6)	13,560	28.89%	0.00%	10.04%
Skykomish (W17)	16	0.03%	0.00%	0.01%
Woodinville (W1)	3,629	7.73%	8.65%	2.69%
Unincorporated Eastside	8,852	18.86%	0.00%	6.55%
Unincorporated Westside	10,943	23.32%	52.19%	8.10%

Predict Three (Patrol Districts)	Total	% Predict	% Predict Flex	% Total
Predict Three (Patrol Districts)	43,889	100.00%	100.00%	32.49%
Beau Arts Village (R11)	44	0.10%	0.10%	0.03%
Compton (H3)	4,033	9.19%	9.19%	2.99%
Maple Valley (H1)	3,104	7.07%	7.07%	2.30%
Newcastle (H2)	1,600	3.65%	3.65%	1.18%
Unincorporated	35,108	79.99%	79.99%	25.99%

Predict Four (Patrol Districts)	Total	% Predict	% Predict Flex	% Total
Predict Four (Patrol Districts)	44,246	100.00%	100.00%	32.76%
Burien (N1-N6)	12,934	29.23%	33.06%	9.58%
Steacie (L1-L4)	11,881	26.85%	30.37%	8.80%
Vashon (V1)	367	0.83%	0.00%	0.27%
Unincorporated Flex	14,312	32.35%	36.58%	10.60%
Unincorporated	19,431	43.92%		

1998 DCFS		Predict Two		Predict Three		Predict Four		KCSO Total
Patrol District	DCFS	Patrol District	DCFS	Patrol District	DCFS	Patrol District	DCFS	
A1	1,350	F1	2,207	K1	5,607			
A2	1,984	F2	3,390	K2	3,250			
A3	3,318	F3	4,315	K6	214			
A4	2,616	F4	5,145	K7	4,589			
A5	1,566	F5	4,892	K8	4,752			
A6	2,726	F6	1,324	K9	72			
A7	1,216	F7	1,655	K11	580			
B1	1,440	F8	3,325					
B2	1,133	F9	2,078	L1	2,072			
B3	1,595	F99	8	L2	2,279			
B4	2,894	G1	503	L3	2,936			
B5	1,958	G1	94	L4	4,594			
B6	1,406	G2	780	N1	2,760			
B7	853	G3	152	N2	2,321			
B8	1,440	G4	2,335	N3	3,291			
C1	1,892	G6	1,699	N4	2,626			
C2	1,356	G7	917	N5	1,936			
C22	1							
C3	1,683	H1	3,393	V1	367			
C4	1,843	H2	1,600					
C5	2,445	H3	4,033					
C6	1,178							
C7	885							
C9	174	R11	44					
D1	1,720							
E1	323							
E2	301							
E3	824							
E4	131							
E5	636							
R18	398							
W1	3,629							
W7	16							
Total	46,930	Total	43,889	Total	44,246	KCSO Total	135,065	

ORIGINAL
2/17/00

10934

1998 Workload and Staffing

Precinct Two (Patrol Districts)	Part 1 Crimes		Part 2 Crimes		% Part 1 Crimes		% Total Crimes	
	Count	Percentage	Count	Percentage	Count	Percentage	Count	Percentage
Cameron (R18)	78	0.35%	124	0.55%	202	0.45%	280	0.62%
Kennett (E1-E5 was B1-B2)	691	3.11%	721	3.11%	1,412	3.14%	2,103	4.59%
North Bend (D1)	321	1.45%	311	1.45%	632	1.40%	943	2.07%
Summumish (O1-O4 was C3-C5)	471	2.12%	462	2.09%	933	2.07%	1,395	3.05%
Shoreline (A1-A6)	2,117	9.54%	2,227	9.94%	4,344	9.65%	6,461	14.27%
Skykomish (W7)	7	0.03%	8	0.03%	15	0.03%	22	0.05%
Woodinville (W1)	550	2.48%	446	1.99%	996	2.21%	1,442	3.18%
Unincorporated	2,710	12.21%	2,951	12.71%	5,660	12.57%	8,371	18.52%
Precinct Three (Patrol Districts)	7,304	32.90%	7,837	34.82%	15,141	33.62%	22,200	49.00%
Beau Arts Village (R11)	7	0.03%	6	0.03%	13	0.03%	19	0.04%
Corning (H3)	694	3.13%	658	2.91%	1,352	3.00%	2,000	4.41%
Maple Valley (H1)	487	2.19%	579	2.59%	1,066	2.37%	1,553	3.41%
Newcastle (H2)	228	1.03%	372	1.63%	600	1.33%	872	1.91%
Unincorporated	5,888	26.52%	6,222	26.52%	12,110	26.89%	17,910	39.59%
Precinct Four (Patrol Districts)	7,951	35.82%	7,743	34.82%	15,694	34.85%	22,200	49.00%
Burien (N1-N6)	2,395	10.79%	2,377	10.79%	4,772	10.60%	6,949	15.41%
SeaTac (L1-L4)	2,109	9.50%	1,872	8.44%	3,981	8.84%	5,660	12.57%
Skyway (K8)	738	3.32%	731	3.26%	1,469	3.26%	2,100	4.62%
Unincorporated	2,709	12.20%	2,763	12.20%	5,472	12.15%	7,951	17.58%
COUNTY TOTAL	22,200	100.00%	22,830	100.00%	45,030	100.00%	67,860	100.00%

Patrol District	Precinct Two		Precinct Three		Precinct Four	
	Part 1 Crimes	Part 2 Crimes	Part 1 Crimes	Part 2 Crimes	Part 1 Crimes	Part 2 Crimes
A1	142	215	F1	343	K1	860
A2	324	266	F2	528	K11	123
A3	580	528	F3	793	K2	497
A4	465	502	F4	1,002	K6	61
A5	248	231	F5	812	K7	788
A6	358	485	F6	193	K8	731
A7	177	179	F7	238	K9	7
B1	367	315	F8	634	L1	366
B2	156	215	F9	278	L2	439
B3	132	176	F99	7	L3	588
B4	286	349	G1	100	L4	716
B5	417	498	G2	17	N1	387
B6	137	224	G3	124	N2	447
B7	92	111	G4	27	N3	596
B8	166	199	G5	389	N4	492
C1	439	408	G6	245	N5	473
C2	209	224	G7	138	N6	58
C22	3	2	H1	487	N6	58
C3	205	211	H2	228	N6	58
C4	193	159	H3	694	N6	58
C5	295	310	R11	7	N6	58
C6	115	156			N6	58
C7	82	152			N6	58
C9	233	55			N6	58
D1	321	311			N6	58
E1	23	32			N6	58
E2	24	44			N6	58
E3	81	55			N6	58
E4	11	11			N6	58
E5	29	49			N6	58
R18	78	124			N6	58
W1	550	446			N6	58
W7	7	8			N6	58
Total	14,195	6,945	7,250	15,141	7,304	7,837

ORIGINAL

King County Sheriff's Office

10934

1998 Workload and Staffing

Exhibit A, Part 3

1999 Predicted Staff Allocation

	Predict 2	Predict 3	Predict 4	Shoreline	Total	P2%	P3%	P4%	Shoreline	Total
Major	1	1	1	1	4	25.0%	25.0%	25.0%	25.0%	100.0%
Captain - City/Chief	1	0	1	0	2	50.0%	0.0%	50.0%	0.0%	100.0%
Captain - Predict Ops	2	2	2	1	7	28.6%	28.6%	28.6%	14.3%	100.0%
CPOs Flex	0	0	0	0	0	0.0%	0.0%	0.0%	0.0%	0.0%
CPOs City (storefront deputies)	0	0	0	2	2	0.0%	0.0%	0.0%	100.0%	100.0%
CPOs County (storefront deputies)	4	3	4	0	11	36.4%	27.3%	36.4%	0.0%	100.0%
Crime Analysis	1	1	1	0	3	33.3%	33.3%	33.3%	0.0%	100.0%
Crime Prevention	0	1	1	0	2	0.0%	50.0%	50.0%	0.0%	100.0%
DARE	0	0	1	0	1	0.0%	0.0%	100.0%	0.0%	100.0%
Detectives	7	8	10	3	28	25.0%	28.6%	28.6%	16.7%	100.0%
Detective Sergeants	1	1	1	1	4	25.0%	25.0%	25.0%	25.0%	100.0%
Preventive/Emphasis Team	4	6	10	4	24	16.7%	25.0%	41.7%	16.7%	100.0%
Preventive/COP Spts.	0	1	2	0	3	0.0%	33.3%	66.7%	0.0%	100.0%
HUD Funded Deputies	0	0	0	0	0	0.0%	0.0%	0.0%	0.0%	0.0%
School Officer	0	0	0	0	0	0.0%	0.0%	0.0%	0.0%	0.0%
Traffic/Motorcycle	1.5	0.5	0	3	5	30.0%	10.0%	60.0%	60.0%	100.0%
Anti-Crime Deputies	0	0	5	0	5	0.0%	100.0%	0.0%	0.0%	100.0%
Admin. Sergeant	1	0	2	0	3	33.3%	0.0%	66.7%	0.0%	100.0%
Patrol Sergeant City	4	3	3	6	13	10.3%	7.7%	7.7%	13.4%	33.3%
Patrol Sergeant County only	3.5	3	1	0	7.5	9.0%	7.7%	2.6%	0.0%	19.2%
Patrol Sergeant Flex	5.5	5	8	0	18.5	14.1%	12.8%	20.5%	0.0%	47.4%
Patrol Sergeant Total	13	11	9	6	39	33.3%	28.2%	23.1%	15.4%	100.0%
Patrol Deputies City	37	22	45	22	126	13.0%	7.7%	15.8%	7.7%	44.2%
Patrol Deputies County only	19	24	18	0	61	6.7%	8.4%	6.3%	0.0%	21.4%
Patrol Deputies Flex	25	48	25	0	98	8.8%	16.8%	8.8%	0.0%	34.4%
Patrol Deputies Total	81	94	88	22	285	28.4%	33.0%	30.9%	7.7%	100.0%
Predicted Shown Total	117.5	123.5	138	43	428	27.5%	30.3%	32.2%	10.0%	100.0%
CSOA Flex	0	0.5	2	0	3.5	0.0%	14.3%	57.1%	28.6%	100.0%
Central - City	0	0	0	1	1	0.0%	0.0%	0.0%	100.0%	100.0%
Central - County	4	4	5	0	13	30.8%	30.8%	38.5%	0.0%	100.0%
Evidence Tech	1	1	1	0	3	33.3%	33.3%	33.3%	0.0%	100.0%
Predicted Staff Total	122.5	136	149	45	452.5	27.1%	30.1%	32.9%	9.9%	100.0%

ORIGINAL
2/17/00

King County Sheriff's Office

10934

1998 Workload and Staffing

Exhibit A, Part 3

Predictor Detectors' 1998 Workload

Predictor	Detective Cases	% Predictor Cases
Predictor Two & Five	1352	100.00%
Cannation	8	0.59%
Kemmore	144	10.65%
North Bend	27	2.00%
Sammamish	93	6.88%
Shoreline	560	41.42%
Skykomish	0	0.00%
Woodinville	93	6.88%
Unincorporated	427	31.58%

Predictor	Detective Cases	% Predictor Cases
Predictor Three	1139	100.00%
Beaux Arts Village	1	0.09%
Corvignon	158	13.87%
Maple Valley	127	11.15%
Newcastle	42	3.69%
Unincorporated	811	71.20%

Predictor	Detective Cases	% Predictor Cases
Predictor Four	1450	100.00%
Burien	465	32.07%
SeaTac	409	28.21%
Unincorporated	576	39.72%

1996 Workload Indicators	Burien	Corvignon	Federal Way	Kemmore	Maple Valley	North Bend	SeaTac	Shoreline	Skykomish	Woodinville	Non-Contract	Uninc.	Total
Part 1 Major Crimes	0	17	0	23	16	14	175	78	-	11	0	808	1,287
Bomb Disposal Incidents	0	8	24	4	1	2	1	15	-	4	19	94	182
Cannib Details	0	211	6	130	29	14	224	197	-	82	-	1,138	2,339
FPOC Caseload	0	22	0	73	18	21	8	276	-	98	83	1,339	1,938
Hostage Negotiation Incidents	0	1	0	2	0	0	3	1	-	0	0	4	12
Tactical Unit Incidents	0	0	0	1	1	0	0	1	-	0	3	9	17
Vice Unit Arrests	0	0	0	0	0	0	0	0	-	0	2	33	35
Licensed Gambling Establishments	0	18	0	0	7	9	11	21	-	6	0	97	169

1996 Workload Indicators %	Burien	Corvignon	Federal Way	Kemmore	Maple Valley	North Bend	SeaTac	Shoreline	Skykomish	Woodinville	Non-Contract	Uninc.	Total
Part 1 Major Crimes	0.00%	11.27%	1.32%	1.79%	1.22%	1.09%	13.60%	6.06%	0.00%	0.83%	0.00%	62.81%	100.00%
Bomb Disposal Incidents	0.00%	5.49%	4.40%	2.20%	0.53%	1.10%	0.55%	8.24%	0.00%	2.20%	10.44%	51.65%	100.00%
Cannib Details	0.00%	9.02%	0.26%	13.17%	1.24%	0.60%	9.58%	8.42%	0.00%	3.51%	0.60%	48.65%	100.00%
FPOC Caseload	0.00%	1.14%	0.00%	3.77%	0.93%	1.08%	0.41%	14.24%	0.00%	5.06%	4.28%	69.09%	100.00%

2000 working exhibit B's.xls

ORIGINAL

King County Sheriff's Office

10934

1998 Workload and Staffing

Exhibit A, Part 3

Hostage Negotiation Incidents	0.00%	8.33%	0.00%	16.67%	8.33%	0.00%	0.00%	0.00%	25.00%	8.33%	0.00%	0.00%	0.00%	33.33%	100.00%	0.00%	100.00%
Tactical Unit Incidents	0.00%	0.00%	0.00%	11.76%	5.88%	0.00%	0.00%	0.00%	0.00%	5.88%	0.00%	0.00%	0.00%	52.94%	100.00%	0.00%	100.00%
Vice Unit Arrests	0.00%	0.00%	0.00%	0.00%	0.00%	0.00%	0.00%	0.00%	0.00%	0.00%	0.00%	0.00%	0.00%	94.29%	100.00%	0.00%	100.00%
Licensed Gambling Establishments	0.00%	10.65%	0.00%	0.00%	0.00%	4.14%	5.33%	6.51%	12.43%	0.00%	3.55%	0.00%	57.40%	100.00%	100.00%	0.00%	100.00%

1997 Workload Indicators	Beau Arts	Burien	Covington	Federal Way	Kemore	Maple Valley	Newcastle	North Bend	Sammamish	SeaTac	Shoreline	Spykominsh	Woodinville	Contract	Uninc.	Total
Part 1 Major Crimes	0	138	7	0	35	4	11	11	20	136	101	0	21	0	767	1,251
Bomb Disposal Incidents	0	10	0	0	15	0	0.5	2	12	7	13	0	5	43	62	170
Carjacking Incidents	0	277	52	0	169	47	0	31	22	213	244	1	120	112	1,310	2,598
FFOC Caseload	0	87	41	0	48	72	10.5	37	53	46	253	0	63	99	1,421	2,232
Hostage Negotiation Incidents	0	3	0	0	2	0	0	0	1	1	0	0	0	2	8	17
Tactical Unit Incidents	0	1	0	0	2	0	0	0	1	0	1	0	0	7	7	19
Vice Unit Arrests	0	2	0	0	0	0	0	0	0	3	17	0	0	8	54	84
Licensed Gambling Establishments	0	18	0	0	0	5	0	9	0	11	21	0	6	0	104	174

1997 Workload Indicators %	Beau Arts	Burien	Covington	Federal Way	Kemore	Maple Valley	Newcastle	North Bend	Sammamish	SeaTac	Shoreline	Spykominsh	Woodinville	Contract	Uninc.	Total
Part 1 Major Crimes	0.00%	11.03%	0.56%	0.00%	2.80%	0.32%	0.88%	0.88%	1.60%	10.87%	8.07%	0.00%	1.68%	0.00%	61.31%	100.00%
Bomb Disposal Incidents	0.00%	5.90%	0.00%	0.00%	8.85%	0.00%	0.29%	1.18%	7.08%	4.13%	7.67%	0.00%	2.95%	0.00%	36.58%	100.00%
Carjacking Incidents	0.00%	10.66%	2.00%	0.00%	6.51%	1.81%	0.00%	1.19%	0.85%	8.20%	9.39%	0.04%	4.62%	4.31%	50.42%	100.00%
FFOC Caseload	0.00%	3.90%	1.84%	0.00%	2.15%	1.23%	0.47%	1.66%	2.38%	2.06%	11.34%	0.00%	2.82%	4.48%	63.68%	100.00%
Hostage Negotiation Incidents	0.00%	17.65%	0.00%	0.00%	11.76%	0.00%	0.00%	0.00%	5.88%	5.88%	0.00%	0.00%	0.00%	11.76%	47.06%	100.00%
Tactical Unit Incidents	0.00%	5.24%	0.00%	0.00%	10.53%	0.00%	0.00%	0.00%	5.26%	0.00%	5.26%	0.00%	36.84%	36.84%	100.00%	100.00%
Vice Unit Arrests	0.00%	2.38%	0.00%	0.00%	0.00%	0.00%	0.00%	0.00%	0.00%	3.57%	20.24%	0.00%	0.00%	9.52%	64.29%	100.00%
Licensed Gambling Establishments	0.00%	10.34%	0.00%	0.00%	0.00%	2.87%	0.00%	5.17%	0.00%	6.32%	12.07%	0.00%	3.45%	0.00%	59.77%	100.00%

ORIGINAL
2/17/00

10934

1998 Workload and Staffing

1998 Workload Indicators	Beaux Arts	Burien	Canation	Covington	Kemore	Maple Valley	Newcastle	North Bend	Sammamish	SeaTac	Shoreline	Skykomish	Woodinville	Contract	Non-Contract	Umic.	Total
Part 1 Major Crimes	0	146	0	33	18	17	12	10	12	155	104	0	11	1	X	78	519
Bomb Disposal Incidents	0	9	0	0	3	5	0	2	5	3	14	0	8	1		131	
Canine Details	0	220	0	28	88	80	0	12	23	128	162	0	60	25		915	
FFOC Caseload	0	128	0	59	42	40	0	42	37	103	226	1	66	0		1,483	
Hostage Negotiation Incidents	0	2	0	0	0	0	0	0	0	1	1	0	0	2		16	
Tactical Unit Incidents	0	3	0	0	0	0	0	0	1	4	0	0	0	0		20	
Vice Unit Arrests	0	0	0	0	0	0	0	0	0	0	4	0	0	0		125	
Licensed Gambling Establishments	0	19	0	2	10	4	0	4	0	11	17	2	2		X	90	161

1998 Workload Indicators %	Beaux Arts	Burien	Canation	Covington	Kemore	Maple Valley	Newcastle	North Bend	Sammamish	SeaTac	Shoreline	Skykomish	Woodinville	Contract	Non-Contract	Umic.	Total
Part 1 Major Crimes	0.00%	28.13%	0.00%	6.36%	3.47%	3.28%	2.31%	1.93%	2.31%	29.87%	20.04%	0.00%	2.12%	0.19%	0.00%	0.00%	100.00%
Bomb Disposal Incidents	0.00%	6.87%	0.00%	2.29%	2.29%	3.82%	0.00%	1.53%	3.82%	2.29%	10.69%	0.00%	6.11%	0.76%	0.00%	59.54%	100.00%
Canine Details	0.00%	12.64%	0.00%	1.61%	5.08%	4.60%	0.00%	0.69%	1.52%	7.35%	9.30%	0.00%	3.45%	1.44%	0.00%	52.67%	100.00%
FFOC Caseload	0.00%	5.74%	0.00%	2.64%	1.88%	1.79%	0.18%	1.88%	1.66%	4.62%	10.13%	0.04%	2.96%	0.00%	0.00%	66.47%	100.00%
Hostage Negotiation Incidents	0.00%	9.09%	0.00%	0.00%	0.00%	0.00%	0.00%	0.00%	0.00%	4.55%	4.55%	0.00%	0.00%	9.09%	0.00%	72.73%	100.00%
Tactical Unit Incidents	0.00%	10.71%	0.00%	0.00%	0.00%	0.00%	0.00%	0.00%	3.57%	14.29%	0.00%	0.00%	0.00%	0.00%	0.00%	71.43%	100.00%
Vice Unit Arrests	0.00%	0.00%	0.00%	0.00%	0.77%	0.00%	0.00%	0.00%	0.00%	0.00%	3.08%	0.00%	0.00%	0.00%	0.00%	96.15%	100.00%
Licensed Gambling Establishments	0.00%	11.80%	0.00%	1.24%	6.21%	2.48%	0.00%	2.48%	0.00%	6.83%	10.56%	1.24%	1.24%	0.00%	0.00%	55.90%	100.00%

1998 Workload Indicators	Beaux Arts	Burien	Canation	Covington	Kemore	Maple Valley	Newcastle	North Bend	Sammamish	SeaTac	Shoreline	Skykomish	Woodinville	Contract	Non-Contract	Umic.	Total
Part 1 Major Crimes	0	143	0	19	25	12	12	12	16	155	94	0	14	6	6	525	1,028
Bomb Disposal Incidents	0	10	0	4	7	2	0	2	9	4	14	0	6	21	78	156	
Canine Details	0	236	0	29	129	52	0	19	23	188	201	0	87	46	1,121	2,131	
FFOC Caseload	0	79	0	33	54	43	7	33	45	52	252	1	76	61	1,414	2,151	
Hostage Negotiation Incidents	0	2	0	0	1	0	0	0	1	2	1	0	0	1	9	17	
Tactical Unit Incidents	0	1	0	0	1	0	0	0	1	1	1	0	0	0	3	12	
Vice Unit Arrests	0	1	0	0	0	0	0	0	0	1	7	0	0	3	3	71	
Licensed Gambling Establishments	0	18	0	1	3	5	0	7	0	11	20	1	5	0	0	97	168

1998 Workload Indicators	Beaux Arts	Burien	Canation	Covington	Kemore	Maple Valley	Newcastle	North Bend	Sammamish	SeaTac	Shoreline	Skykomish	Woodinville	Contract	Non-Contract	Umic.	Total
Part 1 Major Crimes	0.00%	13.91%	0.00%	1.85%	2.46%	1.19%	1.12%	1.13%	1.56%	15.11%	9.17%	0.00%	1.39%	0.03%	0.00%	510.7%	100.00%
Bomb Disposal Incidents	0.00%	6.21%	0.00%	2.35%	4.71%	1.28%	0.16%	1.28%	5.46%	2.35%	8.09%	0.00%	3.64%	13.48%	0.00%	50.08%	100.00%
Canine Details	0.00%	11.08%	0.00%	1.35%	6.05%	2.44%	0.00%	0.89%	1.06%	8.84%	9.43%	0.02%	4.10%	2.14%	0.00%	52.61%	100.00%
FFOC Caseload	0.00%	3.67%	0.00%	1.55%	2.53%	2.01%	0.34%	1.55%	2.09%	2.43%	11.70%	0.03%	3.52%	2.85%	0.00%	65.75%	100.00%
Hostage Negotiation Incidents	0.00%	12.12%	0.00%	0.00%	6.06%	0.00%	0.00%	0.00%	3.03%	10.10%	4.04%	0.00%	0.00%	8.08%	0.00%	56.57%	100.00%
Tactical Unit Incidents	0.00%	6.35%	0.00%	0.00%	4.76%	1.59%	0.00%	0.00%	4.76%	6.35%	3.17%	0.00%	0.00%	15.87%	0.00%	57.14%	100.00%
Vice Unit Arrests	0.00%	0.80%	0.00%	0.00%	0.40%	0.00%	0.00%	0.00%	0.00%	1.20%	8.43%	0.00%	0.00%	4.02%	0.00%	85.14%	100.00%
Licensed Gambling Establishments	0.00%	10.91%	0.00%	0.40%	1.98%	3.17%	0.00%	4.37%	0.00%	6.55%	11.71%	0.40%	2.78%	0.00%	0.00%	57.74%	100.00%

ORIGINAL