


# King County Board of Health COVID-19 Update



Patty Hayes, Director  
Jeff Duchin, Health Officer  
February 18th, 2021

# SITUATIONAL UPDATE



- As of 2/16, a over 382,584 doses have been administered to King County residents.
- Of the estimated 470,000 King County residents currently eligible, 275, 999 have received the 1<sup>st</sup> dose (58% of eligible pop.)
- 66.4% of licensed health care workers have received at least one dose.
- 43.6% of 65-74 have received at least one dose
- 49.9% of people 75+ have received at least one does
- High-volume sites launched in Kent and Auburn have vaccinated 10,923 people at highest risk, aged 75 and older and their caregivers.
- Launched the first King County Vaccination Partnership Program high-volume vaccination site in collaboration with Microsoft, Evergreen Hospital and Overlake Hospital at Microsoft's Redmond campus.
- 17 mobile teams out in the field this week



# DOSES ARE THE CONSTRAINT




Week	WA State	King County Total	King County Dose 1
Week 1 12/14	62,400	18,525	18,525
Week 2 12/21	172,650	46,225	46,225
Week 3 12/28	101,621	19,625	19,625
Week 4 1/4	151,550	35,025	17,475
Week 5 1/11	124,250	26,525	11,900
Week 6 1/18	235,925	74,850	39,525
Week 7 1/25	139,550	42,450	24,875
Week 8 1/30	146,725	41,400	21,600
Week 9 2/7	206,620	79,750	47,700
Week 10 2/15	240,620	82,200*	11,800*

- Supply issues due to weather.
- Supply is not robust, steady, or predictable
- Drop in doses is causing disruption.
- Demand far exceeds supply.
- ‘Catch Up’ with 2<sup>nd</sup> doses in coming weeks
- Federal Pharmacy Partnership started this week— will no longer receive state allocations
- FQHCs to get small amount of direct federal allocations

\*Preliminary estimates, subject to change.

# VACCINATIONS ADMINISTERED



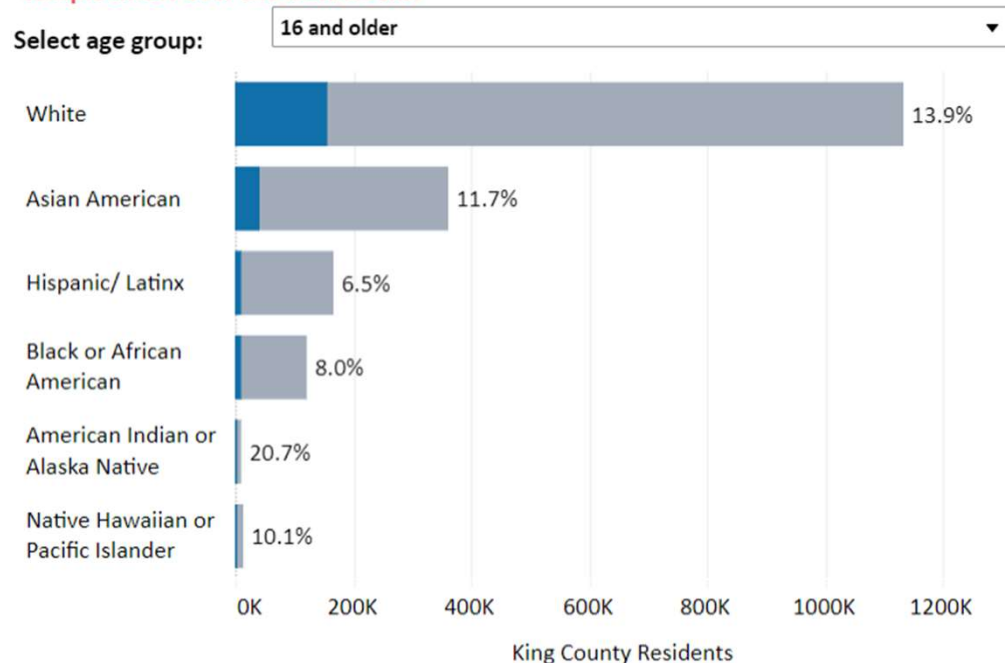
Data as of February 16, 2021

Proportion of population with at least one dose:			
	16+ and older	65+ and older	75+ and older
Auburn, Kent, and Federal Way	12.4%	38.1%	46.6%
Bellevue, Issaquah and Mercer Island	16.1%	42.7%	51.4%
Burien, Renton, Tukwila and Seatac	13.8%	39.0%	44.4%
Central Seattle	14.9%	47.0%	52.0%
East King County	13.3%	50.8%	56.9%
Kirkland, Redmond, Bothell, and Woodinville	12.8%	42.0%	45.9%
N Seattle and Shoreline	16.5%	50.6%	44.5%
South East King County	13.8%	45.5%	57.7%
Vashon Island	21.0%	61.5%	60.0%
W Seattle, S Seattle, Delridge and Highline	15.7%	40.5%	38.1%

## Proportion of King County residents with at least 1 dose documented by race/ethnicity:

50,778 or 18.5% of all residents with at least one documented dose are either classified as "Other" (n=33,066) or race/ethnicity data is not available (n=17,712).

Charts below are limited to WA IIS records with race/ethnicity listed. Please use caution in interpreting as it is likely underestimated. PHSKC is working on improving data completeness over the next weeks.



# EQUITY PRINCIPLES



- **Remove barriers that deter access.** Make registration easy. Make vaccine available when people are available. Arrange transportation for those who don't drive. Ensure sites are accessible for all.
- **Create an inclusive process.** Work with community.
- **Be intentionally anti-racist and accountable to Black, Brown, and Indigenous People of Color (BIPOC) communities.** Focus on highest risk and most impacted.

# VACCINATION EFFORTS



## Current Vaccination Efforts: February 2021

*Opening and capacity of high-volume sites is dependent on vaccine availability.*

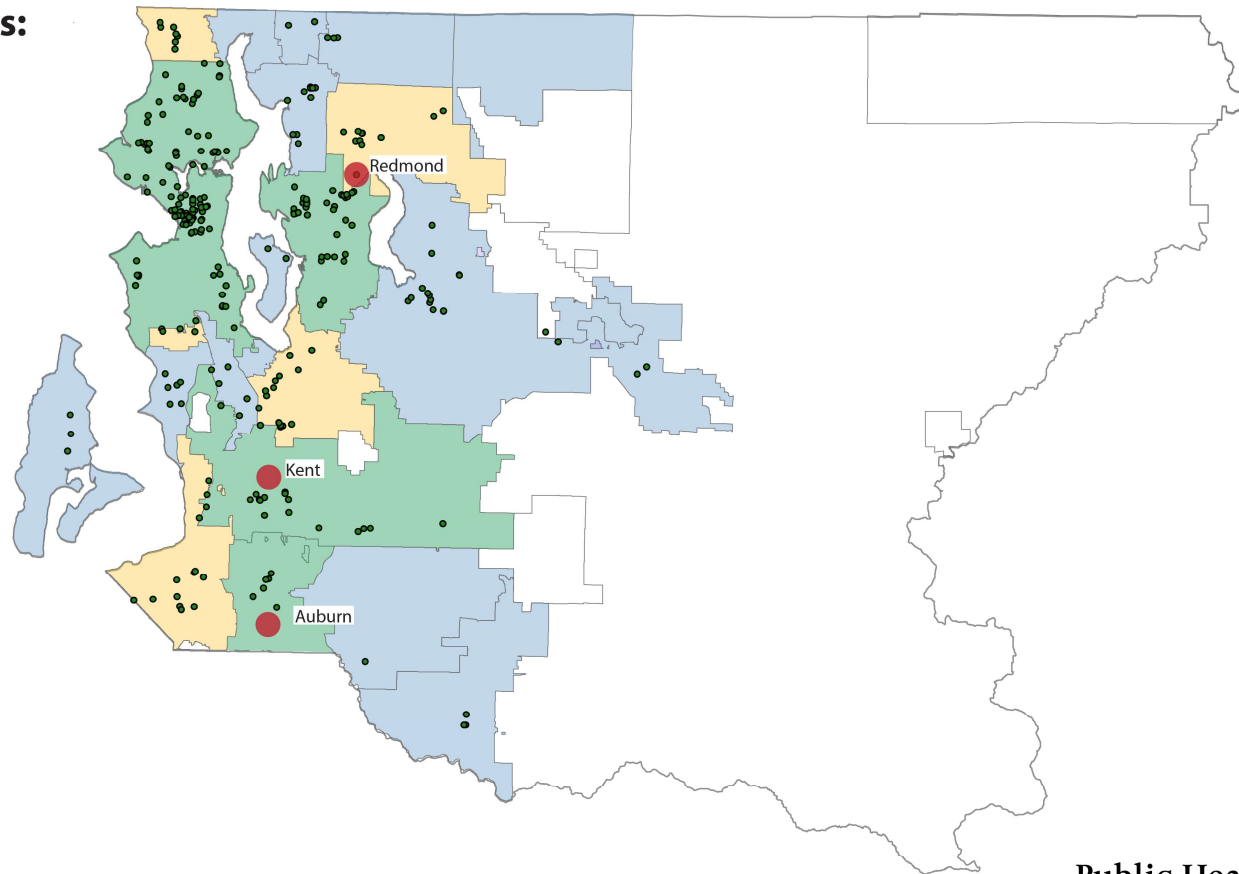
**Legend**

Vaccination Partnership Sites

- King County Vaccination Partnership Sites
- Enrolled provider sites

Mobile vaccination for high-risk congregate settings

- Current regions covered
- Regions starting next week
- Planned regions



# Mobile Team Efforts

